


\$ in Budget Activity Sheet \$ out

NAME

Income: Money coming into your budget.
This may be money received for working or government payments.

Expenditure: Money going out from your budget.
This is money which is being spent.

Balance: Income - expenditure = Balance.
This is the amount of money left over.
Be careful not to spend more money than you earn.
The balance will be a negative number if there is less income than expenditure



Here is a budget for Satri for the next month.

INCOME	\$	EXPENDITURE	\$
Walk neighbour's dog	5.00	Pay for school excursion	3.00
Owed from a friend	3.00	Buy Mum a birthday gift	9.90
Pocket money	4.00	Buy a pencil case	3.90
Money for 12th birthday	12.00		
TOTAL Income	24.00	TOTAL Expenditure	16.80
BALANCE \$7.20			

Check out this information about Mia.

Read each statement and work out where it should go in Mia's monthly budget.

- Mia receives \$8 for mowing her Grandma's lawns
- Mia's Dad gives her 50c each week, for four weeks, for emptying the recycling bin
- It is Mia's turn to buy oranges after hockey this month costing \$4.20
- Mia needs to buy new laces for her hockey shoes costing \$3.50
- Ivy buys an old computer game from Mia costing \$5
- Mia donates \$2 each week for 4 weeks to a local charity
- Mia receives a birthday gift of \$10 from her uncle Tim
- Mia will buy a new hockey magazine costing \$4.80



Mia's Monthly Budget

INCOME	\$	EXPENDITURE	\$
TOTAL Income		TOTAL Expenditure	
BALANCE \$			

Party Time

NAME

You are turning 12 and your Mum has said you can organise your own birthday party. She said, "You can have 9 friends come along so you need to plan for 10 kids. But remember these things:

- your friends need an invitation
- include some decorations for the party
- buy some food that can be served hot
- make sure everyone has a drink . . .
- don't forget a cake
- ... and don't spend more than \$25."

The last thing she said was "Choose very carefully".

- 1** Highlight each item you buy from the items below.
- 2** Once you have everything you need, add the new items into My Party Budget under "Expenditure".

Decorations

- Buy streamers at \$3.68
- "No Brand" balloons pack of 25 at \$2.86
- Animal shape balloons pack of 8 at \$3.95
- Recycled decorations. No cost.



Hot Food

- Hotdogs - pack of 12 costs \$6.20
- Mini pizzas - pack of 4 costs \$5.55
- Mini pizzas - pack of 12 costs \$14.80
- Party pies - pack of 6 costs \$4.80
- Party pies - pack of 18 costs \$11.95
- "No brand" Party pies- pack of 24 costs \$5.85



Drinks

- Cans of soft drink at \$1.60 each
- 2 litre bottle of "No Brand" cordial at \$1.99
- 2 bottles of 1.25 litre soft drink at \$2.55 each.
- 1 bottle of 2 litre "No Brand" orange juice at \$2.35




Cakes

- Chocolate cake mix at \$6.80
- Super-choc triple layered cake with lollies at \$12.90



Cake decorations

- Pack of 15 candles at \$1.60
- Pack of 4 cake sparklers at \$2.75



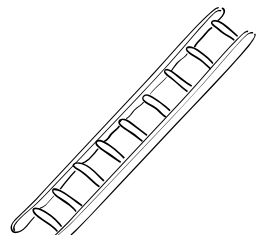
Party Food

- Potato Chips Party Pack (includes 12 mini-packs) at \$5.24
- Sack o' chips at \$3.80
- Corn chips and dip at \$5.95
- Bag of mixed lollies at \$2.20



Invitations

- Invitations cost \$2.30 for a pack of 10 plus 50c per stamp for each.
- E-invitations via email on the school computer. No cost.
- Handwrite and deliver invitations. No cost.



My Party Budget

INCOME	\$	EXPENDITURE	\$
Party expense budget	25.00		
TOTAL Income	25.00	TOTAL Expenditure	
BALANCE		\$	

- 3** Now ask a friend to audit your budget. This means checking that you have included everything needed and calculated it correctly.